



Lumato

Light Without Boundaries

2026 BROCHURE

NAVIGATING COMPLEX PROJECTS



Simplifying Every Step

At Lumato, we simplify complex lighting projects through seamless vertical integration, quickly delivering affordable, specification-grade solutions. Our products blend quality, performance, and value, ensuring they meet the high standards of today's architectural spaces.

Quality Without Compromise

Lighting decisions should never feel like compromises. That's why Lumato provides reliable, well-crafted solutions that integrate seamlessly into any design a choice specifiers can trust.

Confidence in Every Project

We are dedicated to delivering exceptional lighting and experience from concept to completion. Ensuring confidence in every project, every time.

Standard, Everyday Features¹



Hidden
Connect



Vertically
Integrated
Manufacturing



Extruded
Aluminum
Housing



Seamless
Lens



Standard
90+ CRI



Batwing
Distribution



Sure-Fit
Alignment



Acoustic
Baffle

¹Seamless Lens standard on SQ2, B25, Släk, and GEO series. 90CRI standard on Linear Family Series, Släk, GEO, and Acoustic Series.



OUR COMMITMENT TO QUALITY AND US MANUFACTURING



**BAA
Compliant**



**BABA
Compliant**

Lumato products are entirely manufactured and assembled in the United States of America and comply with the Build America Buy America Act based on the Buy America requirements.



**Manufactured
in the USA**

Proudly manufactured, assembled and shipped out of Texas. Our Vertically Integrated manufacturing process ensures you receive a quality, specification-grade product fast.



**10-Year
Warranty**

We stand behind our design and manufacturing with a 10-Year Warranty on our Linear Series products.





LINEAR SERIES



GE SERIES



ACOUSTIC SERIES



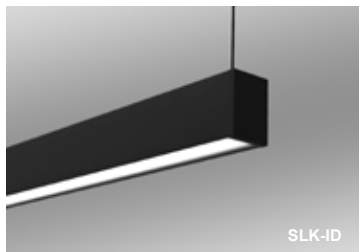
LINEAR SERIES



BAA
Compliant



BABA
Compliant



SLK-ID

Slēk Suspended

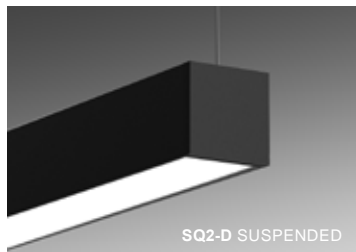
Direct & Indirect / Direct

Performance

125-1000 lumens per foot
Up to 152 lumens per watt



Standard
90+ CRI



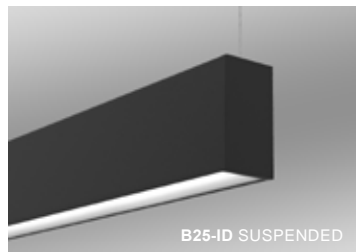
SQ2-D SUSPENDED

SQ2 Suspended & Wall

Direct, Indirect & Indirect / Direct

Performance

250-1250 lumens per foot
Up to 150 lumens per watt



B25-ID SUSPENDED

B25 Suspended & Wall

Direct & Indirect / Direct

Performance


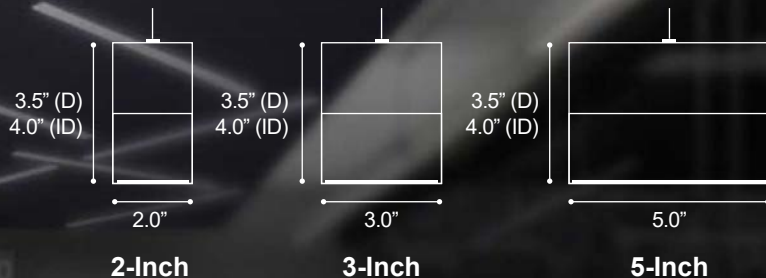
250-1250 lumens per foot
Up to 150 lumens per watt

Specifiable Solutions, Exceptional Results

Designed for architectural solutions, the Slēk, B25, and SQ2 offer reliable illumination for all projects. The standard roll-in lens promises seamless, uninterrupted illumination while blending performance and aesthetics to deliver high-quality lighting that enhances any space.



Standard
90+ CRI




2S-D

2-Inch Family

Suspended, Ceiling, Recessed & Wall

Performance

250-1250 lumens per foot
Up to 152.3 lumens per watt at 90 CRI




3S-ID

3-Inch Family

Suspended, Ceiling, Recessed & Wall

Performance

250-1250 lumens per foot
Up to 159.7 lumens per watt



5S-ID

5-Inch Family

Suspended, Ceiling & Recessed

Performance

250-1250 lumens per foot
Up to 159 lumens per watt

Linear Family Series

Direct & Indirect / Direct

Engineered for adaptability, the Linear Family Series delivers powerful illumination with enhanced flexibility. Available in lengths from 2 to 12 feet in 1-foot increments, it seamlessly integrates into any design. Continuous runs create a clean, uninterrupted look, while specialized optics—including Wall Wash (3"), Indirect Asymmetric, and Batwing—ensure precise, high-quality lighting for any space.





GE SERIES




BAA
Compliant



BABA
Compliant



NEW PRODUCT



GEO-2 HEXAGON

GEO 2 Suspended


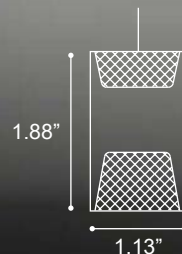
2.5" Shapes & Patterns

Designed for versatility, performance and ideal for large applications, GEO 2 features an integral driver for easy installation and delivers up to 1250 lumens per foot. Its roll-in lens ensures seamless illumination, while flexible design options let you choose from preconfigured shapes or create your own pattern. Available in Direct, Indirect, and Indirect/Direct configurations, all with an integral driver for a streamlined setup.





Standard
90+ CRI



GEO-1 HEXAGON

GEO 1 Suspended

1" Shapes & Patterns

Combining the compact profile of our Slēk with high-performance lighting, GEO 1 delivers up to 1000 lumens per foot, perfect for specialty applications like conference rooms and private offices. The remote driver enables flexible, hassle-free installation, while the roll-in lens ensures smooth illumination. With a 90 CRI standard, GEO 1 delivers exceptional color accuracy for true-to-life lighting.





GEO 1

GEO 2

**DESIGNED TO
WORK TOGETHER**


A modern office interior featuring a lounge area with light-colored sofas and a coffee table. The ceiling is a prominent feature, consisting of numerous dark red, rectangular acoustic panels suspended from the ceiling, each with a recessed light fixture. Large windows in the background offer a view of a city skyline. In the distance, a conference room with a glass wall and a meeting table is visible.

ACOUSTIC

SERIES




Standard
90+ CRI



Släk Acoustic
7" & 12" Panel Heights

2SA
7" & 12" Panel Heights



SLA-D

Släk Acoustic Suspended
Direct Only

Performance

125-1000 lumens per foot
Up to 117 lumens per watt at 90 CRI



2SA-D

2SA Acoustic Suspended
Direct & Indirect / Direct

Performance

250-1250 lumens per foot
Up to 152.3 lumens per watt at 90 CRI

Linear Acoustic Suspended

The Släk and 2SA Acoustic Series is an architectural fusion of light and sound. The slim 1" and 2" aperture pairs with an acoustic baffle to deliver versatile illumination and substantial sound absorption for various commercial, civic, and educational spaces. The acoustic shroud slides seamlessly over components, designed for effortless installation, creating a snug, secure fit.



GEO-P HEXAGON

Performance

250-1000 lumens per foot
Up to 117 lumens per watt at 90 CRI

GEO 1 Plane Suspended

Direct & Indirect / Direct

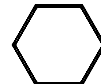
The GEO 1 Plane series blends light and sound for a bold architectural statement. Paired with GEO 1, PLANE adds depth and shape while delivering high acoustic performance and sleek aesthetics. For enhanced sound absorption, combine with unlit PLANE in commercial, civic, or educational spaces. The acoustic panel easily installs into illuminated shape and can be added to existing GEO 1 installations for upgraded acoustics.



PARA



REC



HEX



TRI



SQR

UNLIT ACOUSTICS



GEO Plane Suspended

The Acoustic Plane suspended baffle provides a uniquely effective baffle design with a low-profile aesthetic, designed especially for spaces with low, hard ceilings where standard baffles or clouds aren't an option.



Box & Box Mini Suspended

The Acoustic Box and Box Mini baffle provides a uniquely effective baffle design with a low-profile aesthetic. Pair the 2" wide Acoustic Box or 1" wide Box Mini with our Illuminated Slēk and 2SA products for optimal illumination and acoustic performance.



Blade Suspended

The Acoustic Blade baffle has been designed to complement any space with a clean design style and visual appeal that improves acoustics and reduces unwanted noise.

UNLEASH YOUR CREATIVITY



Acoustics Without Boundaries

At Lumato, we have the capabilities to meet your acoustic solutions needs, including size, color, and configuration. Whether illuminated or unlit, Lumato is your answer. Let us help you Unleash Your Creativity.



COLORS & TEXTURES

ACOUSTIC Baffle OPTIONS

COLORS




03 Marble



04 Graphite



07 Sand




09 Onyx



12 Avocado



13 Wine



14 Biscuit



15 Evergreen




18 Granite



21 Cream



22 Khaki



24 Snow




33 Slate



39 Earth



40 Coffee



43 Ivory



92 Denim



93 Sage



157 Midnight



191 Stone



192 Ocean

TEXTURES



50 Dark Walnut



52 Ash



53 Honey



54 Plywood



61 Fresh Plywood



62 Italian Walnut



63 Main Street Elm



64 Planche Oak




65 Vista Walnut



66 Weathered Plywood

FIXTURE FINISHES




WH White



BLK Black



S Silver



GR Charcoal Gray

FINISH NOTES

Custom colors available. Consult factory for more information.

Colors shown are representation of standard finish options.

Consult factory for color chip sample requests.



HOUSTON HEADQUARTERS

O | 832.230.3165

lumato.com

At Lumato, we create innovative solutions that combine aesthetics and functionality. Our Linear, GEO, and Acoustic series provide exceptional lighting and acoustic performance for commercial, civic, and educational spaces.

ALL RIGHTS RESERVED LUMATO 2026

We are constantly improving our fixtures and reserve the right to change options and specifications. For specific requirements, contact the Lumato sales team. For additional information and details visit our website at www.lumato.com. All products proudly manufactured in the USA. All rights reserved. All names and trademarks are property of their respective owners.