

DATE

PROJECT

COMMENTS

CERTIFICATIONS



SLĚK ACOUSTIC SUSPENDED DIRECT

AN EXTENSION OF OUR SLĚK SERIES

The SlĚk Acoustic series is an architectural fusion of light and sound. The slim 1" aperture is paired with an acoustic baffle to provide versatile illumination and substantial sound dampening for a wide variety of commercial, civic, and educational spaces.

SOUND DAMPENING RATING

Sound Absorption: Average NRC 1.4
(Subject to mounting conditions)

PERFORMANCE

Up to 117 LPW at 90 CRI.

VERSATILITY

Direct lumen intensities range from 125-1000 lm/ft in 3000K, 3500K & 4000K CCT provides specifiers with accurate and powerful levels of illumination and color within each space.

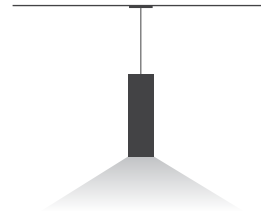
OPTICS

A seamless and elegant roll in lens for the direct illumination provides uniform light distribution, controls glare, and eliminates light leaks.

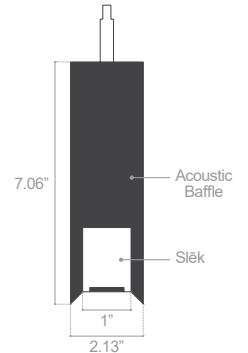
REMOTE POWER UNIT

The remote power unit's easy to access wiring compartments are designed to provide flexible, fast, and easy installation in multiple different mounting configurations.

DISTRIBUTION: DIRECT



CROSS-SECTION



SAMPLE PART NUMBER: SLĚK-D-06-HD-35-UNV-JB-BLK-03-P12-C90

ORDERING

SERIES	LENGTH	DIRECT OUTPUT	CCT	VOLTAGE	MOUNTING	FIXTURE COLOR
SLA-D						
02 2 FT	06 6 FT	HD 1000 LM/FT	VLD 250 LM/FT	30 3000K	UNV 120-277V	T1 1" Grid
03 3 FT	07 7 FT	MD 750 LM/FT	SLD 125 LM/FT	35 3500K	347' 347V	T9 9/16" Grid
04 4 FT	08 8 FT	LD 500 LM/FT	CD Custom	40 4000K	SC Screw Slot	HC Hard Ceiling
05 5 FT						JB Junction Box
						WH White
						BLK Black
						S Silver
						GR Charcoal Gray

ACOUSTIC BAFFLE COLOR

PANEL HEIGHT

Colors

03 Marble	12 Avocado	18 Granite	33 Slate	92 Denim	192 Ocean
04 Graphite	13 Wine	21 Cream	39 Earth	93 Sage	
07 Sand	14 Biscuit	22 Khaki	40 Coffee	157 Midnight	
09 Onyx	15 Evergreen	24 Snow	43 Ivory	191 Stone	

Textures

50 Dark Walnut	61 FRESH Plywood	65 Vista Walnut
52 Ash	62 ITALIAN Walnut	66 WEATHERED Plywood
53 Honey	63 MAIN STREET Elm	
54 Plywood	64 Planche Oak	

P07 7" Tall Panel

P12 12" Tall Panel

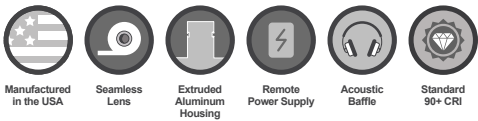
OPTIONS

CRI	SUSPENSION	FOR INDIVIDUALS
C90		
C90 90 CRI	BLANK = 48" CABLE	EM ² Emergency Battery
	CB144 144" Cables	CEC LISTED
	CB96 96" Cables	
	BC Black Canopy & Cord	

ORDERING & OPTION NOTES

- 1 EM not available with 347V.
- 2 EM not available with 2' fixtures.

SLĚK ACOUSTIC SUSPENDED
DIRECT



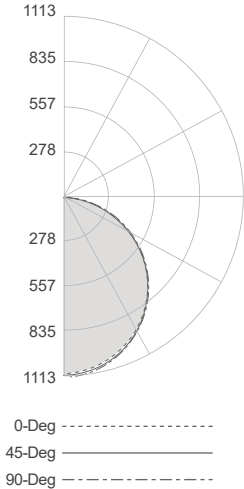
PHOTOMETRICS & ENERGY CHARTS

SLA-D-04-MD-35-UNV-XX-C90

Distribution: Direct
Total Lumens: 3028
Ratio: 0% Up & 100% Down
Wattage: 26.2
Efficacy: 116 LM/W
Fixture Length: Four Feet
UGR: 25
4H X 8H Cross wise, Reflectance - Ceiling: 0.7, Wall: 0.5, Floor: 0.2

Zonal Lumen Summary

Zone	Lumens	% Fixt
0 - 30	839	27.7%
0 - 40	1359	44.9%
0 - 60	2367	78.2%
0 - 90	3027	100%
90 - 180	0	0%
0 - 180	3028	100%



Direct (Lambertian) Light at 90 CRI

	HD:1000	MD:750	LD:500	VLD:250	SLD:125
Watts/ft	8.8	6.6	4.4	2.3	1.1
Lumens/ft	980	757	514	269	124
LPW	110.9	115.6	115.8	117.6	112.7

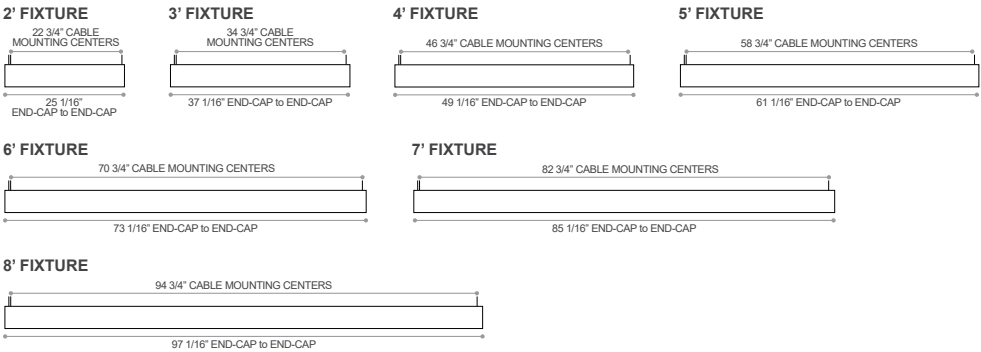
Lumen Adjustment Calculations

LUMEN MULTIPLIERS	
3000K	0.995
3500K	1.000
4000K	1.023

Example: MD Output, 3000K at 90CRI

Total Light Output: 3028 x 0.995 = 3013 lm
Total Light Output Per Foot: 757 x 0.995 = 753 lm/ft
Efficacy = 753 / 6.6 = 114 lm/W

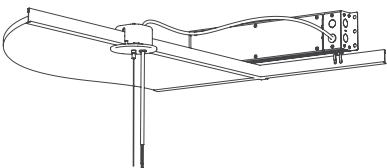
FIXTURE ROW LAYOUT: SINGLE UNIT 2' - 3' - 4' - 5' - 6' - 7' - 8'



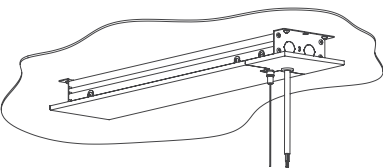
ORDER LENGTH	CABLE MOUNTING CENTERS	ACTUAL OVERALL LENGTH
02	22.78"	25.0625"
03	34.78"	37.0625"
04	46.78"	49.0625"
05	58.78"	61.0625"
06	70.78"	73.0625"
07	82.78"	85.0625"
08	94.78"	97.0625"

REMOTE DRIVER MOUNTING OPTIONS: DETERMINED BY MOUNTING TYPE

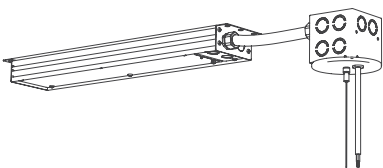
ABOVE GRID: T1 - T9 - SC



HARD CEILING: HC

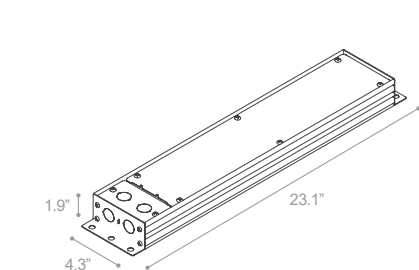


J-BOX: JB

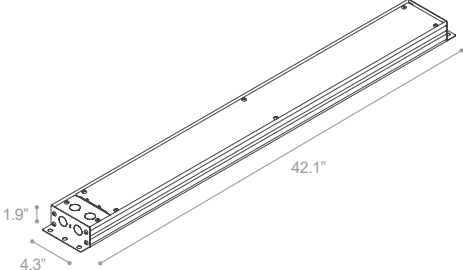


REMOTE DRIVER DETAILS

SHORT REMOTE POWER UNIT: BXS



LONG REMOTE POWER UNIT: BXL



	SHORT REMOTE POWER UNIT	LONG REMOTE POWER UNIT
DISTRIBUTION		
Direct (SLA-D)	X	X
MOUNTING		
Hard Ceiling	X	X
Grid (T1 - T9 - SC)	X	X
J-Box	X	X
ADD-ON OPTIONS		
Emergency Battery Pack (EM)		X
Emergency Transfer Switch (ETS)	X	X
IC RATED		
Approved		X

SLÈK ACOUSTIC SUSPENDED
DIRECT




Manufactured in the USA


Seamless Lens


Extruded Aluminum Housing



Remote Power Supply



Acoustic Baffle



Standard 90+ CRI


ACOUSTIC BAFFLE OPTIONS


COLORS



03 Marble



04 Graphite



07 Sand



09 Onyx



12 Avocado



13 Wine



14 Biscuit



15 Evergreen



18 Granite



21 Cream



22 Khaki



24 Snow



33 Slate



39 Earth



40 Coffee



43 Ivory


92 Denim



93 Sage



157 Midnight



191 Stone



192 Ocean


TEXTURES



50 Dark Walnut



52 Ash



53 Honey



54 Plywood



61 Fresh Plywood


62 Italian Walnut



63 Main Street Elm


64 Planche Oak


65 Vista Walnut


66 Weathered Plywood


COMPLETE SERIES COLLECTION



ACOUSTIC UNLIT BOX MINI
Dimensions: 7.00" or 12.00"H x 2.13"W
Mounting: Pendant or Magnetic Surface
Sound Absorption: Average NRC 1.4 (Subject to mounting conditions)

[VIEW SPEC SHEET](#)

Learn more at: [Lumato.com/Project/acoustic-unlit-box-mini](https://www.lumato.com/Project/acoustic-unlit-box-mini)



ACOUSTIC UNLIT BLADE
Dimensions: 7.00" or 12.00"H x 1.13"W
Mounting: Pendant or Magnetic Surface
Sound Absorption: Average NRC 0.75 - 1.15 (Subject to mounting conditions)

[VIEW SPEC SHEET](#)

Learn more at: [Lumato.com/Project/acoustic-unlit-blade](https://www.lumato.com/Project/acoustic-unlit-blade)

SLĚK ACOUSTIC SUSPENDED

DIRECT



SPECIFICATIONS

MECHANICAL

Housing Construction:

Extruded aluminum 6063-T5 alloy outer housing and our high-quality die-cast end caps are engineered to conceal all fasteners, and to retain the sealing gaskets on the inside of the fixture while completing the clean and minimalist look of this luminaire.

Lengths:

The SlĚk Acoustic is available in direct 2-foot increments. Individual 2-foot (24"), 4-foot (48"), 6-foot (72"), and 8-foot (96") length ($\pm 0.030"$). Overall lengths with acoustic baffle are +1.25" greater than the nominal length (i.e. 48.25").

Mounting Method/Hardware:

Standard hanging hardware includes 1/16" diameter, galvanized steel aircraft cable with adjustable and lockable nickel-plated cable grippers at the luminaire. White or black 18/4 S.J.T. cord carries low voltage to luminaire. The standard hardware includes a 57" power cord and 60" aircraft cables to accommodate a 48" mounting distance from the ceiling. Ceiling canopy provided. All suspension hardware is tested and listed to UL1598 requirements for loading/fixture support.

Suspension Components:

Fixtures are suspended by 1/16" galvanized aircraft cable. Cables are attached to the ceiling suspension point with a 1/4-20 threaded ceiling cable barrel that incorporates a threaded ring to support the feed/hanger canopy allowing access to the J-box/hanger without removal of the suspension cable allowing conductor inspection/service without having to support the fixture(s). Feed canopies are 5" O.D. and hanger canopies are 2" O.D. Cable lengths can be specified for 48", 96" and 144" suspension lengths. Ceiling type options are "T1" = T-Grid, "T9" = T-Grid, "SC" = Screw Slot Grid, "HC" = Hard Ceiling or "JB" = J-Box mount.

Fixture Trim Finish:

The SlĚk fixture finish is available in White or Black polyester powder coat finish to ensure durability. Exposed, direct trim surrounding acrylic lens to be painted specified finish.

Acoustic Color:

The acoustic baffle is made of 100% polyester fiber. Available in the following Colors: Marble (03), Graphite (04), Sand (07), Onyx (09), Avocado (12), Wine (13), Biscuit (14), Evergreen (15), Granite (18), Cream (21), Khaki (22), Snow (24), Slate (33), Earth (39), Coffee (40), Ivory (43) Denim (92), Sage (93), Midnight (157), Stone (191), Ocean (192). Available Textures: Dark Walnut (50), Ash (52), Honey (53), Plywood (54), Fresh Plywood (61), Italian Walnut (62), Main Street Elm (63), Planche Oak (64), Vista Walnut (65), Weathered Plywood (66).

OPERATION

Light Engine:

The SlĚk Acoustic is available in 3000K, 3500K, and 4000K CCT all within a 3-Step MacAdam Ellipse and has a standard CRI of 90+.

Direct Optics:

The back lit extruded acrylic lens ensures high efficiency light output in a minimal form factor for a clean, evenly illuminated surface with minimal glare.

Electrical:

Class 2 programmable (factory pre-set) premium power supply, 120-277VAC input. Power factor >0.9 THD $<15\%$. Integral Surge Protection to 2KV.

Dimming:

The SlĚk Acoustic comes standard with 0-10V dimming to 1%.

Emergency Battery Pack:

Emergency Battery Pack has been engineered to exceed UL minimum safety standards. Standard battery is CEC Listed. For most fixtures, the entire direct portion of the fixture will be illuminated by the EM Battery Pack. For 8' VHD, only the first portion of the fixture will be illuminated by the EM battery pack.

PERFORMANCE

Acoustic Materials:

All raw materials are sustainably sourced from carefully selected vendors within the USA and abroad. All acoustic felt is made from low-VOC, 60% recycled PET polyester felt material. Hardware, fasteners, and frame components are also made from recycled aluminum. Frames are custom ordered in standardized sizes to prevent waste in the supply chain.

All Lumato Acoustic products are free of allergens, irritants, and coatings/sprays that degrade or give off VOC's. All acoustic materials also meet ASTM E84 Class A, Flame Spread 40.

Product Maintenance:

Our acoustic baffles and panels are inherently easy to maintain. They can be wiped down with a damp cloth or vacuumed as needed.

If a stain does appear, warm water and soap can be used to gently blot the area affected.

Acoustic baffles and panels are 100% recyclable at end of life.

GENERAL

Warranty:

Ten (10) year limited warranty from date of shipment, covers LED's, driver and luminaire. Two (2) year limited warranty for the acoustic baffle. Optional accessories are covered by their individual manufacturer warranties.

Lumen Maintenance:

Rated for 85% initial lumen output (L85) at 90,000 hours of operation, operated at 25°C ambient temperatures; per TM-21 Guidelines published by the Illuminated Engineering Society (IES).

Certification:

All luminaires are UL/cUL Listed to UL 1598 Standards and approved for Indoor use in Dry/Damp Locations.

Acoustic Baffle Fire Rating:

ASTM E84 Class A Fire Spread rating is permanently achieved by infusing 40% new material into the panel. Our manufacturing process never uses sprays or coatings that degrade or lose their rating status.

Manufactured in the USA:

All Lumato luminaires and components (with the exception of our LED boards and drivers) are proudly manufactured and assembled in the USA. All luminaires are UL/cUL Listed to UL 1598 Standards and approved for Indoor use in Dry/Damp Locations.

Shipping:

6-8 week lead-time for orders up to 1000 linear feet.

Lead-time for orders greater than 1000 linear feet will be determined at time of order.